



**Ahead Cell Technology Co.,Ltd**

---

## Primary Lithium Battery

CR14250 3.0V

Primary lithium-manganese dioxide  
(Li-MnO<sub>2</sub>)

For high drain/long term operating applications requesting superior voltage response in -40°C ~+60°C environments

### Cell size references

1/2AA

### Electrical characteristics

Nominal capacity 800mAh  
(At 1mA +20°C, 2.0V cut off. The capacity restored varies according to current, temperature, cut off)

Nominal voltage 3.0V

Max. continuous current (at +20°C) 100mA

Typical Max. continuous current (at +20°C) 200mA

Pulse capability: Typically up to 200mA (200mA/0.1second pulses drained every 2min at 20°C from cells with 10µA base current, yielding voltage readings above 2.0V. The readings may vary according to pulse characteristics, temperature and cell's previous history. Consult ACT if necessary)

Storage (recommended) +30°C Max

Operating temperature range -40°C~+60°C  
(High and low temperature will lower the capacity and load voltage.)

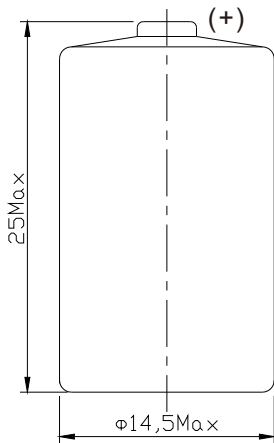
### Physical characteristics

Diameter(Max) 14.5mm

Height(Max) 25mm

Typical weight 9g

**CR14250**



**Key features**

- >High and stable load voltage
- >Superior drain capacity
- >Low self-discharge rate  
(less than 2% after 1 year of storage at 20°C)

**Main applications**

- >Radiocommunication and other military applications
- >RFID
- >Alarms and security systems
- >Beacons and emergency location transmitters
- >GPS equipment
- >Metering systems
- >Led lighting applications
- >Others

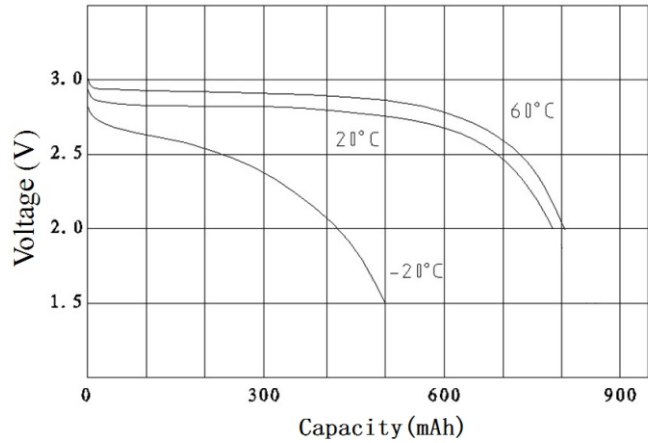
**Storage**

- >Cells should be stored in a clean & dry (less than 70% RH) area
- >Temp. should not exceed +30°C

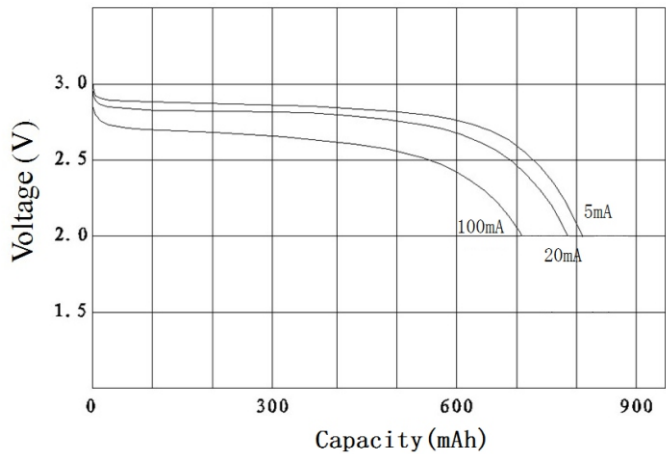
**Warning**

- >Do not use if cell casing is mangled
- >Do not use different model of cell in series
- >Soldering the tag should be finished in few seconds
- >Do not try to recharge

**Temperature characteristics(5mA)**



**Discharge curve at various currents**



**Discharge curve at various currents**

